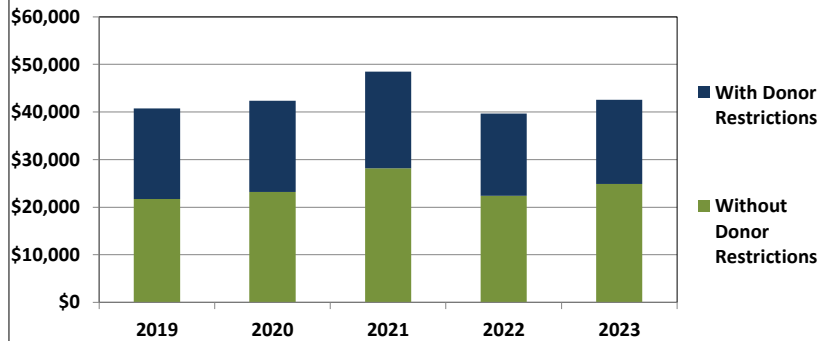


**CHURCH OF THE BRETHREN**  
**MISSION AND MINISTRY BOARD**  
Dashboard - March 2024 Meeting

**Net Assets as of December 31**

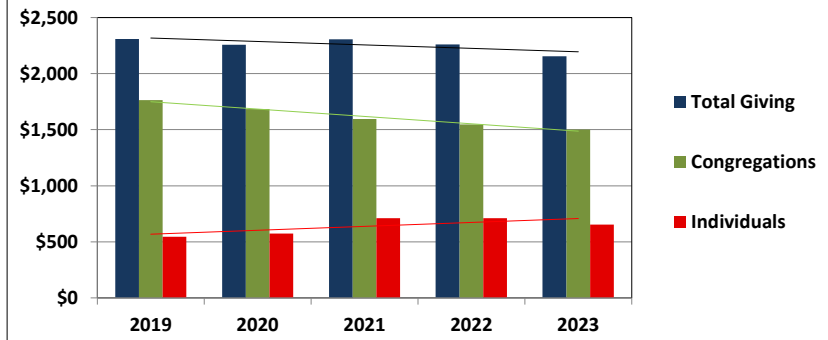
(000's omitted)



	Without Donor Restrictions	With Donor Restrictions	Net Assets
2019	\$21,747	\$19,017	\$40,764
2020	\$23,170	\$19,176	\$42,346
2021	\$28,142	\$20,362	\$48,504
2022	\$22,380	\$17,320	\$39,700
2023	\$24,883	\$17,680	\$42,563

**Core Ministries Giving through December 31**

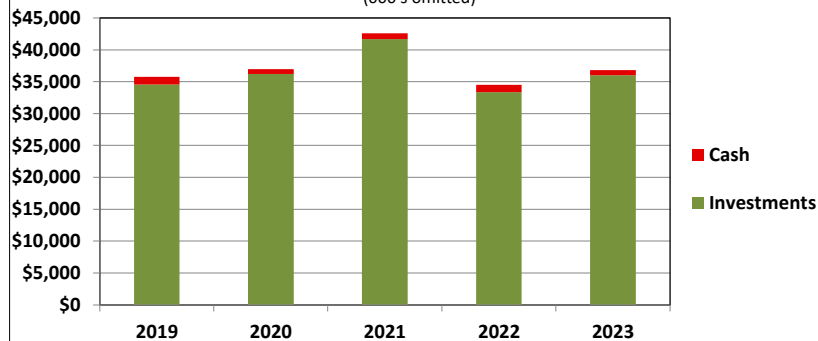
(000's omitted)



	Congregations	Individuals	Total Giving
2019	\$1,764	\$545	\$2,309
2020	\$1,683	\$574	\$2,257
2021	\$1,596	\$709	\$2,305
2022	\$1,548	\$711	\$2,259
2023	\$1,502	\$652	\$2,154

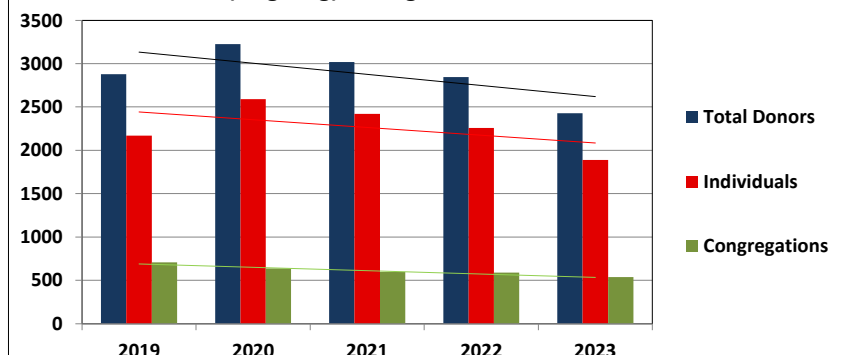
**Cash and Investments as of December 31**

(000's omitted)



	Investments	Cash
2019	\$34,533	\$1,219
2020	\$36,234	\$741
2021	\$41,678	\$933
2022	\$33,336	\$1,170
2023	\$36,016	\$817

**Donors (all giving) through December 31**



	Congregations	Individuals	Total Donors
2019	708	2169	2877
2020	635	2588	3223
2021	595	2421	3016
2022	588	2256	2844
2023	537	1888	2425